

# Brainiversity™

What is Brainiversity?.....	2
Features .....	3
Enrolling / Changing Players .....	4
Creating / Editing a Player Profile .....	5
Chart Function .....	6
Options.....	7
Daily Exam .....	8
Practice Mode .....	8
Stamps.....	8
Language Tests .....	9
First and Last.....	9
Spelling Bee .....	10
Word Maker .....	10
Sort It .....	11
Memory Tests .....	11
Shopping List .....	11
Remember Me? .....	12
Phone Numbers .....	12
Visual Memory .....	13
Math Tests.....	13
Add It Up .....	13
Shape Count .....	14
Math Grid.....	14
Math Function .....	15
Analysis Tests .....	15
Alphabet Soup.....	15
Find Me.....	16
Perfect Match .....	16
Stroop Test .....	17
Copyright Notices .....	17
Credits .....	18

To stay fit and healthy we should regularly exercise our bodies.

And the brain is no different. According to recent research ([Games For Health: Casual Videogames As Mental Acuity Aid](#)) the use of brain training programs and games can have a positive impact on your mental fitness.

Brainiversity offers 16 different daily mental exercises to keep your brain young and healthy!

## What is Brainiversity?

Brainiversity is a brain training game designed to stimulate your brain with 16 different activities covering Language, Memory, Math and Analysis.

The game also includes a Daily Exam mode that records your daily workouts - the results of which are viewable on a monthly chart. You can even compare your results with other users on the same computer.



Your host, Edison, will keep you informed of your progress, occasionally make jokes, give you some fun scientific facts and let you know if someone famous was born on the day you are playing.

Click on Edison's box when the **MORE** icon is flashing to hear him say more.

## Features

- 4 different training categories
  - Language, Memory, Math and Analysis
- 16 unique activities
  - First and Last, Spelling Bee, Word Maker, Sort It
  - Shopping List, Remember Me?, Phone Numbers, Visual Memory
  - Add It Up, Shape Count, Math Grid, Math Function
  - Alphabet Soup, Find Me, Perfect Match, Stroop Test
- 10 different Stamps to earn
- Daily Exam mode keeps your brain on it's toes with 4 different daily tests
- Practice mode lets you hone your skills
- Daily Chart visually tracks your progress in Daily Exam and daily Practice
- Up to 6 people can play on one computer
- Use the Chart to compare your results with other players on the computer
- Hosted by Edison who is full of fun facts and jokes
- The more you do Daily Exam the more new activities will unlock in Practice Mode

## Enrolling / Changing Players

Before you can play you need to create a Player Profile.

Click on the **Enroll** button on the main screen to create a new profile.



You can have up to 6 Player Profiles per computer. This way you can compare your progress with family and friends.

Click **New** to create a new profile.

Click on a Player name and click **Accept** to change to a different Player Profile.

Click on **Edit** to edit your Player Profile details.

Click on **Delete** to remove your Player Profile. Deleting will remove all of your recorded results.

## Creating / Editing a Player Profile

Click **New** or **Edit** to create a new Player Profile or change an existing Player Profiles details.

Click on the relevant field to enter your name and birth date.

Click **Accept** when you have finished.

Note: Edison will acknowledge your birthday when it comes time.



The screenshot shows a game interface with a central dialog box titled "Enter Name". The dialog box has a light blue border and a white background. Inside, there is a text input field containing the name "Mary". Below the name field, there is a section titled "Birth Date" with three input fields: "12" (labeled "DD"), "8" (labeled "MM"), and "1971\_" (labeled "YYYY"). Below these fields is a blue button labeled "Accept". The background of the game interface is dark gray. In the top left corner, there is a lightbulb icon and a button labeled "Click on Daily Exam to test". In the top right corner, there is a button labeled "Enroll" and the name "Johnno". In the bottom left corner, there is a button labeled "Options". In the bottom right corner, there is a button labeled "Quit".

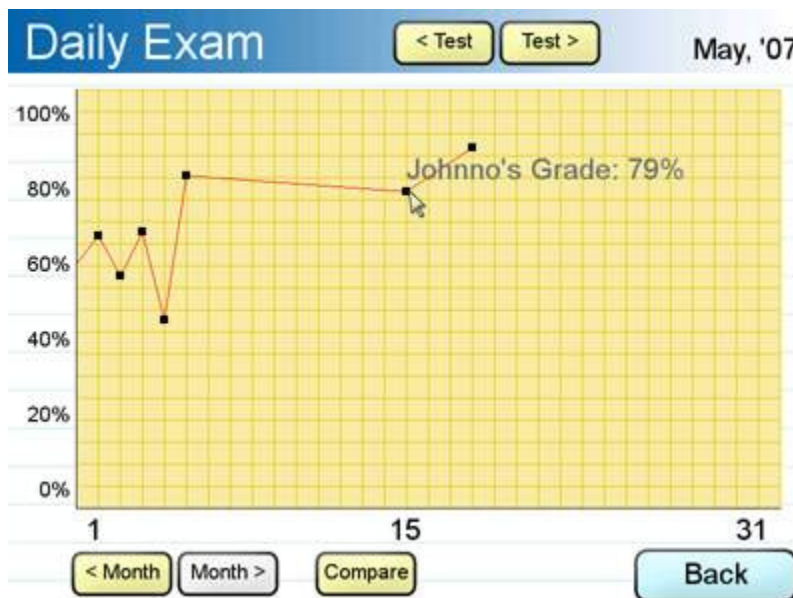
## Chart Function

Daily Exams and individual activities are recorded every day you play. Note that only the first attempt for each day is recorded.

Select **Charts** from the **Report Card** option on the main screen to see your daily progress.

Up to 6 other people can play Brainiversity at the same time. You can compare your results with them by clicking on the **Compare** button.

You can also display the grade result on screen by pointing to the black marker dots on the graph with the mouse cursor.

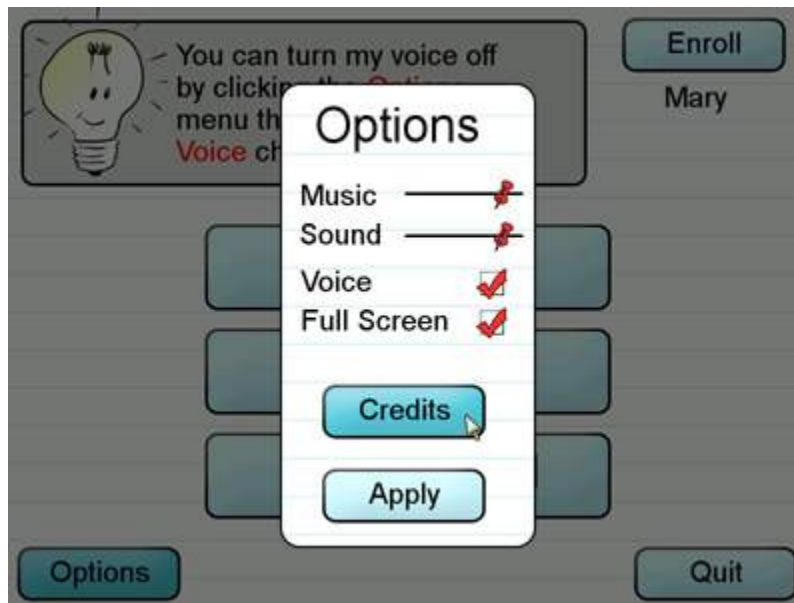


## Options

You can adjust the music and sound volume from the Options screen. Select **Options** from the main menu to access this screen.

You can also turn Edison's voice on or off, switch from Full Screen to Windowed mode and view the Credits here.

Click on **Apply** when you are done.



## Daily Exam

Daily Exam consists of four random tests representing Language, Memory, Math and Analysis. Your overall results from these tests are recorded allowing you to monitor your progress.

*Note: Only the results from the first Daily Exam for each day are recorded on the Chart.*

## Practice Mode

You can practice different tests by selecting **Practice** from the main menu then selecting the **Language**, **Memory**, **Math** or **Analysis** option from the Practice screen.

Only one test from each category is available when your first start the game. You can unlock further tests in Practice mode by doing a Daily Exam every day.

*Note: Only the results from the first test for each day are recorded on the Chart.*

## Stamps

There are 10 different Stamps to earn in Brainiversity.

Each Stamp is unlocked by meeting certain criteria.

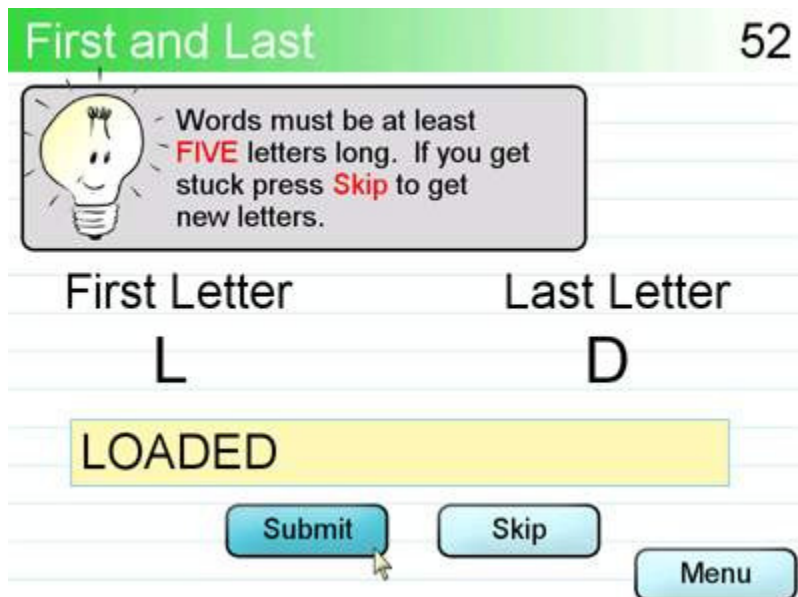
You can view your Stamps by selecting **Stamps** from the **Report Card** screen. Simply click on a blank stamp to find out what the unlock criteria is.

**NOTE:** You can only unlock a stamp by meeting the criteria on the first attempt for the day.



## Language Tests

### First and Last



First and Last 52

Words must be at least **FIVE** letters long. If you get stuck press **Skip** to get new letters.

First Letter Last Letter

L D

LOADED

Submit Skip Menu

Make as many words that begin with the Start Letter and end with End Letter within ONE AND A HALF minutes. Each word must have at least FIVE letters long.

Use the keyboard to enter your words then press **Enter** or **Submit**.

If you get stuck press **Skip** to get a new set of letters.

You can also press the Enter key when no word has been typed to get a new set of letters.

Spelling Bee

Spelling Bee 1:24

Select the correctly spelled word from the list of four options below.

BREETHE

BRAETHE

BREETH

BREATHE

Menu

Select the correctly spelled word from the list of FOUR options.  
Try and select as many correct words within ONE AND A HALF minutes.

Word Maker

Word Maker 1:21

Use the letters below to make as many words as you can within **ONE AND A HALF** minutes.

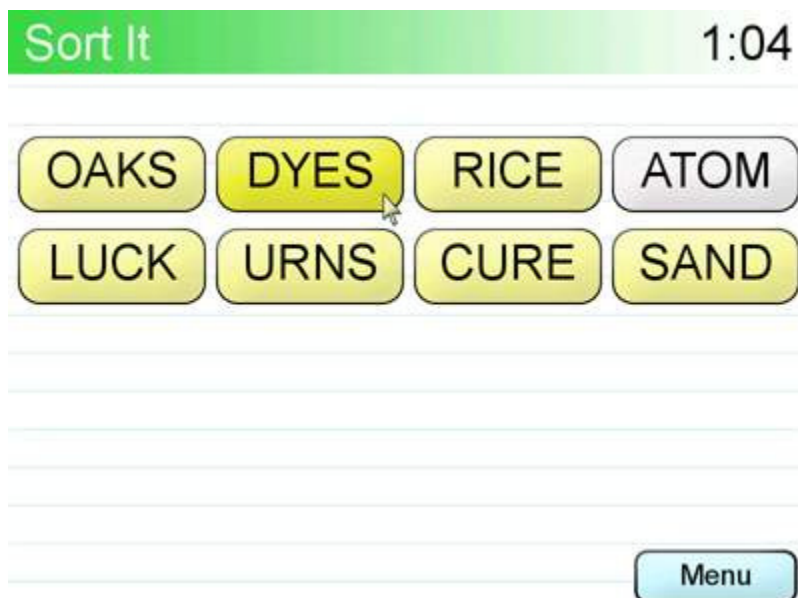
D E I I L S R U

SLIDER\_

Submit

Menu

Use the letters provided to make as many words as you can within ONE AND A HALF minutes.

Sort It

Click on each word in alphabetical order.

Try and sort as many words as you can within ONE AND A HALF minutes.

**Memory Tests**Shopping List

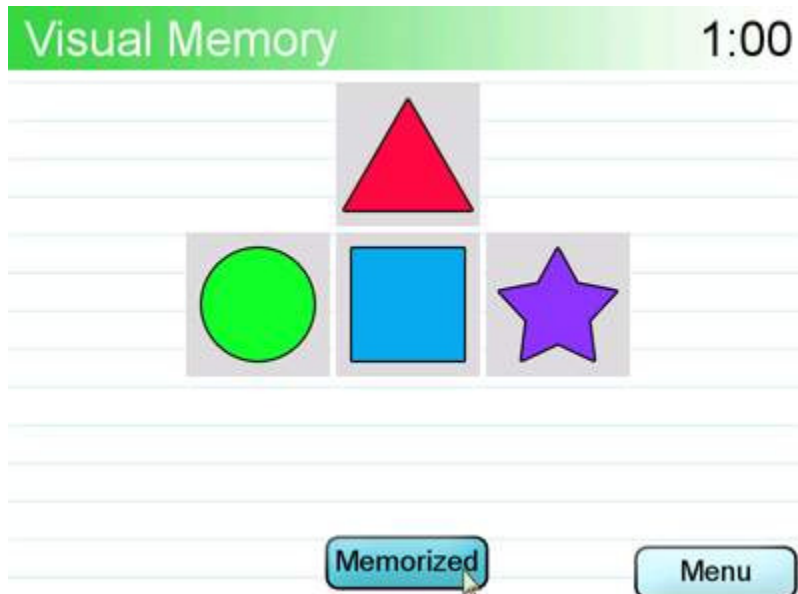
Memorize all of the items in the shopping list within ONE AND A HALF minutes. You will then have TWO minutes to recall as many of the items as you can. Use the keyboard to enter your words.

Remember Me?

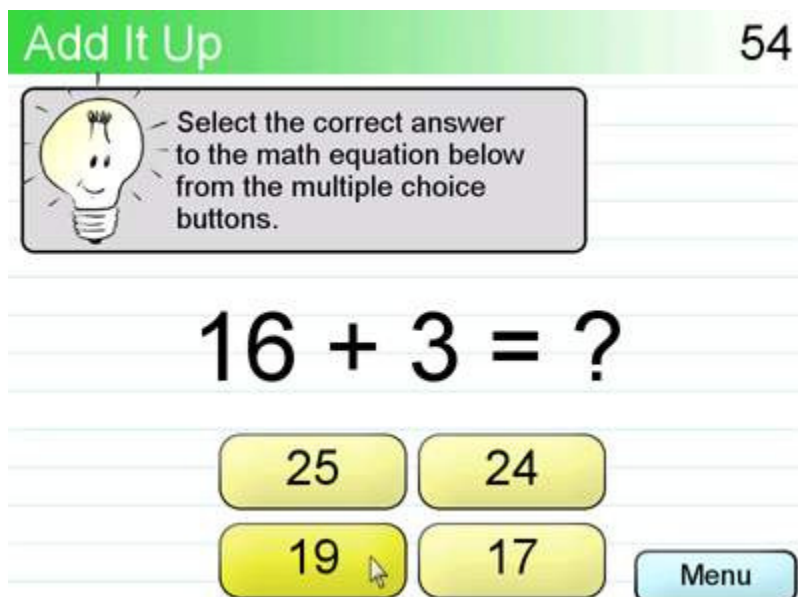
Commit the list of faces with names to memory then press the **Memorized** button. Then try and match the face to the list of possible names.

Phone Numbers

Memorize the phone numbers that you are shown.  
You have ONE minute to remember as many numbers as you can.

Visual Memory


Memorize the images shown on the screen.  
You have ONE minute to recall as much about the shapes and colors as you can.



**Math Tests**Add It Up

Answer as many math questions as you can within ONE minute.  
Answers are shown as multiple choice. Select the one that has the correct answer to the equation.

Shape Count

Shape Count 30

 Select the total number of sides of the shapes from the multiple choice buttons below.

21

10

14

15

Menu

Add up the total number of sides on the shapes shown. For example a SQUARE has 4 sides. Answer as many of the questions as you can within ONE minute.

Math Grid

Math Grid 47

8	12	3
4	5	4
9	11	8

How many numbers are greater than 4?

6

11

1


9

Menu

Answer as many questions about the math grid as you can within ONE minute. Answers are shown as multiple choice.

Math Function

Math Function 50

 Select the correct answer to the math equation below from the multiple choice buttons.

$12 ? 9 = 21$

+

-

x

÷

Menu

Select the missing mathematical symbol to complete the equation.  
Answer as many math questions as you can within ONE minute.

**Analysis Tests**Alphabet Soup

Alphabet Soup 47

QUIZ

TYRE

QUAY

WAKE

VETO

BLAM

ZANY

TUSK

PACE

How many green letter E's?

5

9


3

1

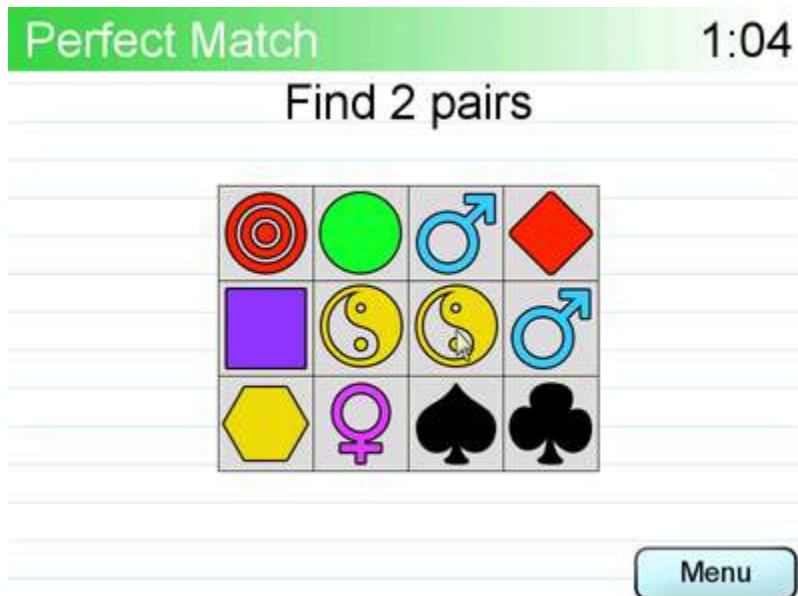
Menu

Answer the questions about the words shown on screen.  
Answers are shown as multiple choice. You have ONE minute to answer as many as you can.



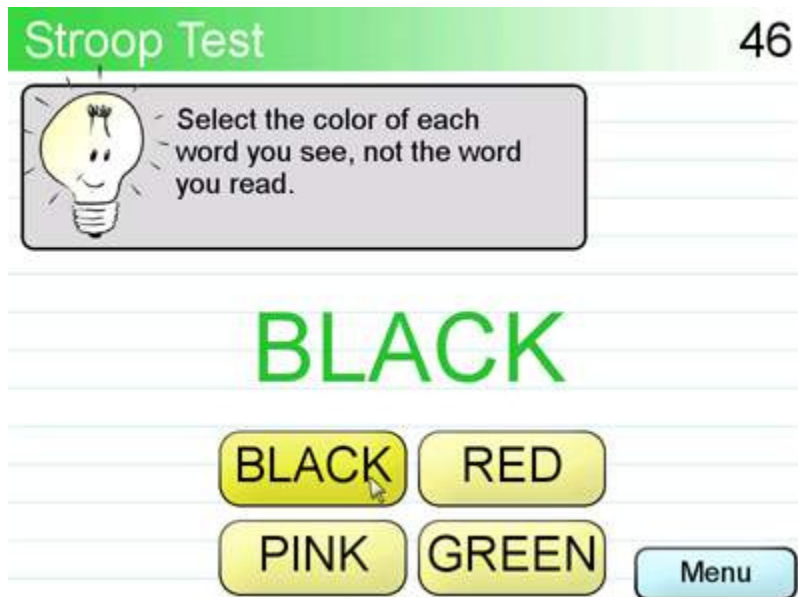
Find Me

Find the face you are shown from the growing crowd of people by clicking on it. You have ONE AND A HALF minutes to find as many faces as you can.

Perfect Match

Find pairs of identical shapes by clicking on them. Match as many pairs as you can within ONE AND A HALF minutes.



Stroop Test

Select the color of each word you see, not the word you read.  
Answers are shown as multiple choice.

**Copyright Notices**

Brainiversity (c) 2007 Red Sprite Studios Pty Ltd. All other copyrights and trademarks are property of their respective owners. All Rights Reserved.  
(<http://www.redspritestudios.com>)

This product includes portions of the PopCap Games Framework  
(<http://developer.popcap.com/>).

Visit [www.brainiversity.com](http://www.brainiversity.com) for the latest news and more fun games.

## **Credits**

A Game by John Passfield

Music written and produced by Mick Gordon  
[www.GameAudioAustralia.com](http://www.GameAudioAustralia.com)

Business Support by Leigh Passfield

### **BETA TESTERS**

Tony Albrecht  
Darren Baker  
Carmel Buckley  
Robert Crane  
Duncan Curtis  
Denise Davis  
Marko Grgic  
Harley Mitchell  
Sally Mitchell  
Bill Passfield  
Leigh Passfield  
Gail Scougall  
Shanna Scougall  
Joe Siegler  
Marie Standfield  
John Stern  
Richard Uren  
The Gamezebo Beta Testers

### **SPECIAL THANKS**

Joel Brodie

This product includes portions of the PopCap Games Framework  
(<http://developer.popcap.com/>)

Copyright (c) 2007 Red Sprite Studios Pty Ltd. All rights reserved.

Made in Brisbane, Australia